

# SoLID FX


SONAR/LIDAR Profiling System



## LARGE PIPE INSPECTION DONE RIGHT! LIVE LIDAR, SONAR, AND CCTV FOR PIPELINES 18" AND LARGER.

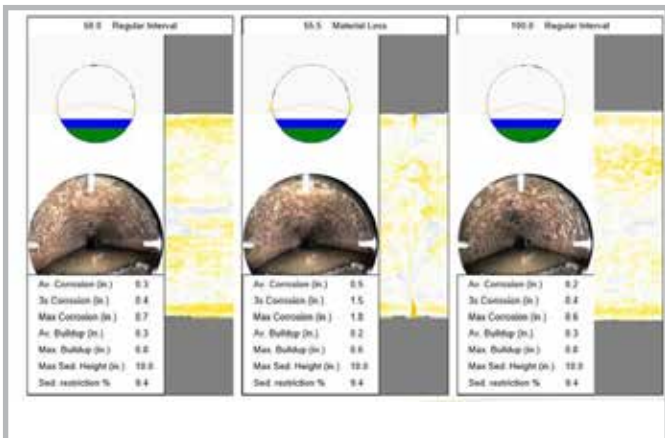

The CUES SoLID FX (SFX) is the preferred multi-sensor inspection (MSI) system for large diameter pipes. Whether the need is for condition assessment [2D] to determine the 'remaining-useful-life' or rehab planning [3D] to obtain accurate dimensions of bends and underground structures, SFX is the tool for both! The standard sensors, including our high-definition digital video camera (DUC), 2D-LIDAR and profiling SONAR can be deployed up to 3,000' (914 m) from a CUES Steerable MudMaster crawler or up to 5,400' (1,646 m) on a CUES SFX FLOAT.

- STATE-OF-THE-ART LIDAR INSPECTION
- LIVE HIGH DEFINITION (HD) CCTV, SONAR & LIDAR
- PIPES SIZES 18" (457.2 MM) AND LARGER
- FAST REPORT TURNAROUND
- DEDICATED CUSTOMER SUPPORT



# SoLID FX

## Features & Benefits



SOLID FX (SFX) IS THE PREFERRED MULTI-SENSOR INSPECTION (MSI) SYSTEM FOR LARGE DIAMETER PIPES.

- Lens-clearing system for the camera and the LiDAR eliminates missing data and the need for interpolation due to water droplets and debris on lenses.
- HD Sonar displays debris levels and pipe capacity.
- LiDAR is independent of a camera, allowing visuals of laterals, open joints, holes, etc.
- Video, captured by CUES GraniteNet DUC module, allows office viewing with virtual Pan, Tilt, and Zoom.
- SoLID FX runs on CUES Gold Cable.

